

PhD UL DOCTORAL SCHOOLS ADMISSION: YOUR RECRUITMENT PROFILE

**FREE YOUR MIND
UWOLNIJ UMYSŁ**

**SZKOŁY DOKTORSKIE UL
UL DOCTORAL SCHOOLS**



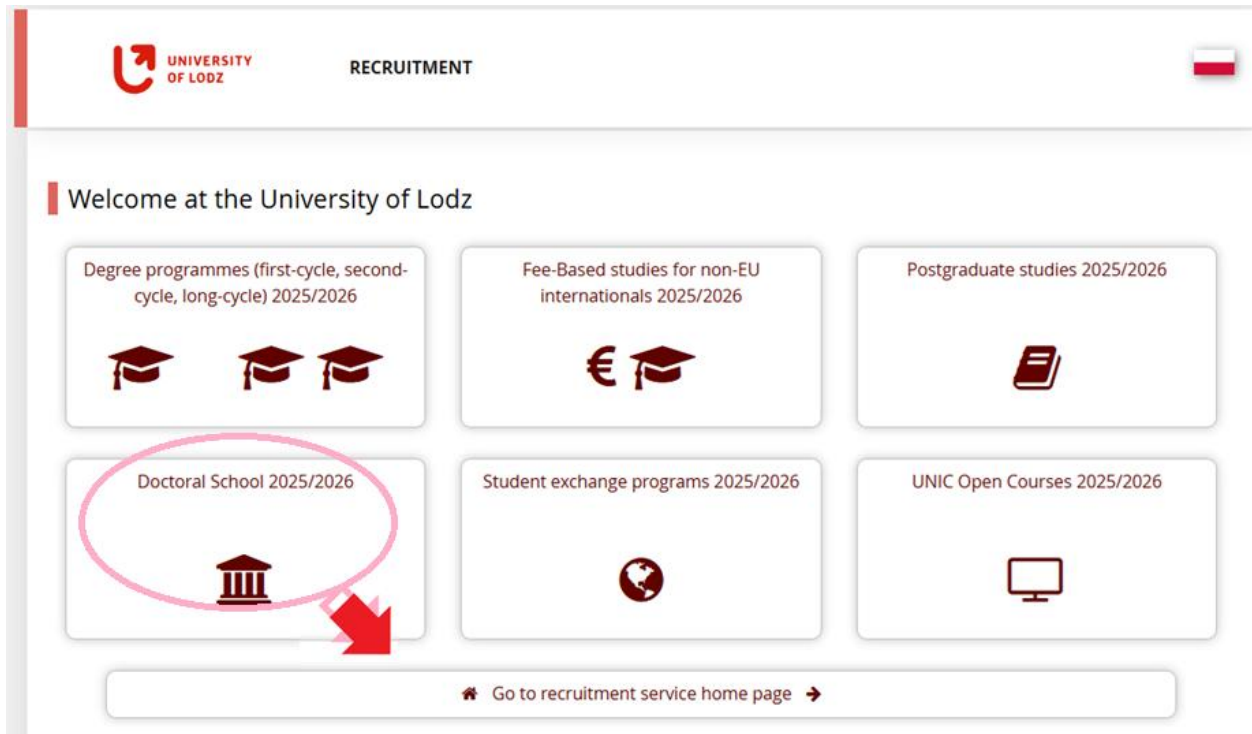
GETTING STARTED	pages 2-3
PERSONAL DETAILS	pages 4-5
SIGNING UP	pages 6-8
FEE TRANSFER	pages 9-10
MESSAGES	page 11
FILE UPLOAD	pages 12-13

You will need to register at UL's IRK Portal: <https://rekrutacja.uni.lodz.pl/>

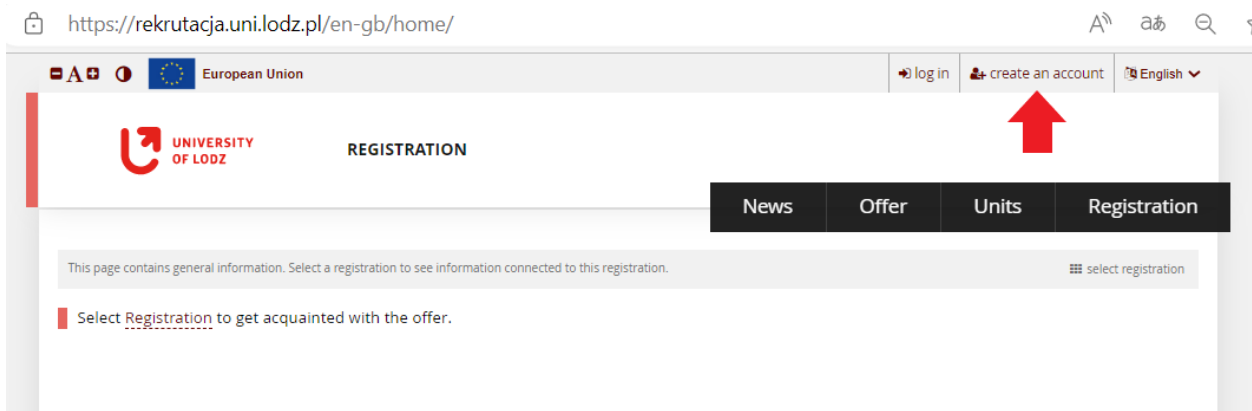
2025



By now, you probably found out about the four UL Doctoral Schools, either at our [website](#), or at the registration [portal](#) (Doctoral School tab) and are aware of the School representing your scientific discipline. You can open your online registration profile. Please switch to the recruitment home page:



When it opens, click on “create an account” on the top menu bar:



Read the GDPR (data protection) clause, tick the box at the bottom and hit the Continue button:

processing on the basis of an agreement.

6. Your personal data will be stored for the period of time that is necessary to achieve the purposes for which they are collected, that is, the admission process. In the case of:

- 1) the candidate's resignation from the participation in the procedure of admission to studies/to the doctoral school, resignation from starting the study programme, or being refused the admission to degree studies/the doctoral school/international academic exchange
 - a) documents submitted during the admission procedure to undergraduate or postgraduate study programmes and international academic exchange are returned to the candidate
 - b) documents submitted during the admission to the Doctoral Schools are kept by the Doctoral School for two years of the end date of the admission process.
 - c) data entered in the IRK admission platform (IRK online system) are deleted;
- 2) being admitted to first or second degree studies / doctoral school / non-degree postgraduate studies / international academic exchange:
 - a) personal data collected by the IRK admission platform are transferred to the University's IT systems;
 - b) documents submitted during the admission procedure are kept in the personal file of the student/PhD candidate/postgraduate course participant.

7. You have the right to:

- 1) access your personal data;
- 2) correct your data if factually incorrect;
- 3) delete or limit processing as well as transfer your data - if legally permitted;
- 4) object to processing;
- 5) withdraw your consent at any time without affecting the lawfulness of the processing that was carried out before the consent was withdrawn;
- 6) file a complaint to the supervisory authority – the President of the Personal Data Protection Office in Poland, seated at: ul. Stawki 2, Warszawa (Warsaw), Poland.

8. Providing personal data is voluntary yet essential for the purposes indicated in Part 3.

Your personal data will be processed in accordance with the Article 6 Part 1 Points (a) (c) and (e) as well as Article 9 Part 2 Point (a) of the Regulation (EU) 2016/679 of the European Parliament and of the Council of 27 April 2016 on the protection of natural persons with regard to the processing of personal data and on the free movement of such data, and repealing Directive 95/46/EC (General Data Protection Regulation – GDPR) in connexion with the Polish Act of 20 July 2018 – Law on Higher Education and Science.

I have read and accept the above information

I resign **Continue**

University of Lodz
ul. Uniwersytecka 3
90-137 Lodz
tel: +48 42 635-40-86, 635-40-83
www: www.uni.lodz.pl

Internetowa Rekrutacja Kandydatów
IRK 1.14.2 (99aedf3a-dirty) :: 2023-03-15 (3)
site map
contact

Enter your e-mail address and profile password:

You will get the activation link via e-mail:

European Union

UNIVERSITY OF LODZ REGISTRATION

Create an account

Email address 0 / 100

Password

Confirm password

Create an account

rekrecja@uni.lodz.pl | Показать список | До: До меню | Отправить | Выйти

Поздравить не зарегистрированных | Запросить новый

Рекрутинги детали

Зображення не відображається. Показати | Завжди показувати

Welcome to IRK service of the University of Lodz!

Your account has been created successfully and you will be able to use it after activating it. You can activate your account by following this address:

<https://rekrutacja.uni.lodz.pl/auth/activate/h0f94a11-b7eb-47e0-a420-2c0897e0c31b/>

You will be able to log in after activating your account.

Thank you for choosing our university!

The first step is filling out your personal forms. If you miss them, the platform will not let you sign up.

All fields with asterisk (*) are **obligatory**. Please note you should use **Latin script**. Diacritics (e.g. Å, Ö, Ç) are accepted – but characters from other scripts (e.g. Chinese, Cyrillic, Georgian) are not, so if you come from a location where those are used, you should enter your name the way it is transcribed in your international passport. You should leave PESEL number field blank if you are a non-Polish citizen.

The “international candidate” tab is about your legal status in Poland. With internationals, the last option (“I do not meet”) is the default one – but if you have any connections with Poland, please study this part in more detail. Holding your cursor over each option, you can see explanations:

Home → My account → Personal forms → International candidate

Personal forms

Basic personal data | International candidate | Address and contact information | Photo | Education | Additional personal information

International candidate

This form concerns only candidates without Polish citizenship.

* – Fields marked with asterisk symbol are required. Save

Foreigner's status in Poland *

- I have been granted subsidiary protection in the territory of Poland ?
- I hold a valid Pole's Card (Karta Polaka) ?
- I hold a long-term residence permit of the EU in the territory of Poland ?
- I hold a permanent residence permit (settlement permit) in the territory of Poland ?
- I hold refugee status granted by the Republic of Poland ?
- I am a citizen of the European Union (EU) or European Free Trade Association (EFTA) country or member of his/her family, residing in the territory of Poland ?
- I hold at least C1 level certificate in Polish Language ? *It is obligatory to attach a scan of document confirming the fact of being relative to a Polish citizen, including confirmation of Polish citizenship of this relative* Certification of Proficiency in Polish as a Foreign
- I hold the formal decision confirming
- I am a spouse, child or parent of the Polish citizen and I live within the territory of Poland ?
- I have been granted a temporary residence permit pursuant to some special circumstances ?

I do not meet any of the conditions mentioned above Save

Annotation: HOLD THE CURSOR OVER ? TO SEE DESCRIPTIONS

Postcodes with letters are accepted, as are descriptions of apartment location. However, you should enter town and street name in Capital Letters (otherwise the portal pauses and notifies you):

Address of residence

Country * Bahamas

Postal code * 3W67J 5 / 20

Town * Coopers Town 12 / 60

Town size * city

Street Kirkby Off Martins Bus Stop 27 / 80
If your address does not contain a street name, please leave this field empty.

Building number * 3a-4 4 / 20

Apartment number ground floor 12 / 20

Address for correspondence

Address for correspondence different than the primary address **ENTER POLISH POSTAL ADDRESS IF AVAILABLE** Save

At the “Education” tab, you can leave the University of Lodz Student number field blank (unless you are a UL student/graduate). Do not forget to add details of your higher education at the bottom of page:

Basic personal data International candidate Address and contact information Photo Education Additional personal inform

Education

While typing your personal data, remember that if you're enrolled, your data will be uploaded to university systems and printed on university issued documents. In P (such as school names, city names) are written with a capital letter. Only the first letter should be capital, not all of them. Do not enter Cyrillic or Chinese characters, a transcription instead. Do not put spaces or any other punctuation in document numbers.

* - Fields marked with asterisk symbol are required. Save

High school

High school country * Nigeria


University of Lodz

Student number 0 / 20
Student number *at the University of Lodz* (if you are or were a student). Save

Depending on applications you want to create, you need to add respective certificates concerning your education or other qualifications. In some cases you can add entering all the information about them. However, you might need to fill in the missing data before printing the documents.

Documents

Higher education Here you can add information about your higher education.


+ Add a document 

Document type * ---
Document year * ---
Document number Polish diploma of engineer

Foreign diploma (for Master's Degree)
Foreign diploma (for doctoral school)
Polish diploma of engineer

Add the details of your “foreign diploma (for doctoral school)”
Please pay attention to all notifications (even in small font) and provide missing data (specifically with exam results – you can enter original values or scaled ones because they will be converted anyway):

* - Fields marked with asterisk symbol are required. Save

Document type Foreign diploma (for doctoral school)  Edit exam results

Document year * 2017
Document year should be the same as in the issue date. If you don't have the document yet, but you will obtain it soon, please enter the current year.

Document number 67325 5 / 200
There should be no spaces in the number.

Date of issue 17.07.2017

If you are just after Master’s thesis defense (in Poland – see §2 clause 2 of Recruitment Rules) and soon to receive your thesis defense certificate (keeping the schedule) , please use “?????” in no-spaces field:

* – Fields marked with asterisk symbol are required.

Document type *	Polish diploma of master
Document year *	2025 Document year should be the same as in the issue date. If you do
Document number	????? There should be no spaces in the number.

IMPORTANT

The above screenshot does not show you where you should upload your documents. This is just where you enter the details of your higher education credentials.

However, you will need plenty of files to upload.

To learn about the upload section, please go to Page 11, more specifically the Enrollment Applications menu, Step 5 on the bottom list.

When you have finished, choose the appropriate Doctoral School from the Offer menu

Now, you have a couple of options. You can either choose a scientific disciplines straight from the list, or double click on the name of the Doctoral School(s) and then press the Filter button above to limit the selection of disciplines to particular School(s) and then click on the name of discipline.

The screenshot shows the 'Offer' page interface. At the top, there is a breadcrumb 'Offer' and a title 'Offer'. Below this is a 'Filters' section with a toggle for 'Only with active phase' and a search bar. The 'Organizational units' filter is active, showing a list of available units: BioMedChem Doctoral School, Doctoral School of Exact and Natural Sciences, Doctoral School of Humanities, and Doctoral School of Social Sciences. A 'Select' button is visible between the available and selected units lists. Below the filter section, there are four columns of disciplines, each with a red vertical bar and a letter: A (archeology (2), arts studies (2)), B (biological sciences (4)), C (chemical sciences (4), culture and religion studies (2)), and E (Earth and related environmental sciences (2), economics and finance (2), education (2)).

“Additional recruitment... from external funds” pertains to those who have applied for a grant from an external institution (such as NAWA or some other government agency) which would be payable on condition that they are admitted to the School. You need a proof of application for the grant to proceed with that admission path.

If you click on “Only with active phase” switch and press on Filter button, you will limit the selection to the ongoing recruitment rounds.

Filters

Only with active phase

- Doctoral School of Social Sciences
- Doctoral School of Social Sciences - Additional recruitment only for candidates whose doctoral scholarship, in the event of admission to the doctoral school, will be financed in whole or in part from external funds (including implementation doctorates and persons qualified for research projects).

You will recognize an active recruitment round by a **lush green** Sign up button under the Details grid (with inactive recruitment, the field is grayish and without the button)

Recruitment rules for the academic year 2025/2026

Admission rules to the Doctoral School for the academic year 2025/2026 are available at: <https://www.uni.lodz.pl/en/sdns/admission>

The recruitment procedure is initiated on the day on which the following two conditions are fulfilled jointly:

- receipt by the Doctoral School of a signed Application for admission to the Doctoral School in written form, printed on a form generated from the IRK system,
- and payment of the **PLN 250** recruitment fee (citizens of Ukraine who crossed the Polish border after February 24, 2022 do not have to pay the recruitment fee) and assignment to the chosen Doctoral School. Online registration does not constitute an activity initiating the recruitment procedure.
- If you register in IRK and do not submit a paper application for admission to a Doctoral School and/or do not have the above payment assigned to your school, no procedural action will be taken. It is mandatory for a candidate to register for admission to the Doctoral School in IRK system.

Recruitment committee address	Centrum Szkół Doktorskich Ul. ul. Matejki 21/23 90-237 Łódź pok. 114
Office opening hours	pn.-pt. 9.00 -14.00 (Mon-Fri 9am-2pm)
WWW address	https://www.uni.lodz.pl/sdns
Required document	Wykształcenie wyższe

Ask a question

Phase 1 (02.06.2025 08:00 – 06.06.2025 23:59)

Sign up

Check if you have a language certificate that exempts you from the language test. There is a long list of certificates from B2 to C2 level of CEFR which you can find either at the School’s website (admission tab) or here at the recruitment portal (“Required documents” part of Recruitment rules, pictured above). It will also count if your Bachelor or Master degree was taught in English (or your interview language). You will be able to retrieve the certificate list on your profile later on or you can ask for it in the message box.

Having clicked on the **green button**, you will be guided through the long questionnaire.

Please be sure to enter your scientific discipline (there is a finite list of options to choose from).

You will be able to retrieve your answers to the questionnaire at “Enrolment applications” tab later on.

Additional information

ISSUES Doctoral School of Social Sciences – Phase 1

Qualification criteria for this phase

Document entitling to undertake studies Foreign diploma (for doctoral school) nr (?) issued on (?),(?),1999 by (?)

CLICK ON "QUALIFICATION CRITERIA"
TO READ ADMISSION RULES AND
DOWNLOAD TEMPLATES

1. Necessary conditions for recruitment 2. Information about the candidate 3. Scientific disciplines and affiliation 4. Language test

4A. Other declarations

1. Necessary conditions for recruitment

Failure to submit the following statements does will stop you from proceeding to further parts of the questionnaire and, consequently, to further parts of the recruitment process.

You will find Recruitment Rules, timetable and admission limits at websites of respective Doctoral Schools (open link and click on Step 1 button)

Social Sciences:
<https://www.uni.lodz.pl/en/doctoral-school-of-social-sciences/admission>

BioMedChem:
<https://www.uni.lodz.pl/en/bio-med-chem-doctoral-school/admission/information-for-future-doctoral-students>

Exact and Natural Sciences:
<https://www.uni.lodz.pl/en/doctoral-school-of-exact-and-natural-sciences/admission>

Humanities:
<https://www.uni.lodz.pl/en/doctoral-school-of-humanities/admission>

* - Fields marked with asterisk symbol are required.

Recruitment Rules, Schedule and Admission Limits I declare that I have read the Recruitment Rules as well as the applicable Schedule and Admission Limits
Required number of answers: 1. Upper limit of answers: 1.

The requirement of originality of the proposed doctoral dissertation I declare that I comply with the provisions of the Recruitment Rules, especially with the requirement of originality of the proposed doctoral dissertation or I meet the criteria for exclusion from this requirement (cotutelle, transfer)
In accord with §2 of Recruitment Rules, "originality" means a dissertation topic you have not previously carried out
Required number of answers: 1. Upper limit of answers: 1.

Account in IRK system and notifications from the University During the recruitment I undertake to check my account in IRK system on an ongoing basis (daily) in order to receive any notifications from the University
Required number of answers: 1. Upper limit of answers: 1.

Documentation I declare that the documentation I have attached to IRK is consistent with the original documentation that I present as part of the recruitment process
Required number of answers: 1. Upper limit of answers: 1.

[← Return](#) [→ Continue](#)

LINKS TO WEBSITES
OF DOCTORAL
SCHOOLS

To pay your PLN 250 entry fee, please find the Payments tab in "My account" menu.

My account

Within the specified deadlines remember to:

- pay the application fee.
- fill out the forms with additional information.

Account settings Personal forms Enrollment applications **Payments** Messages Notifications Clauses and consents Help

Each of you receives a 26-digit individual account number to transfer your fees to (all have "1240" in common). The funds will be allocated to your specific account regardless of payment description.

You can use international bank transfer if your bank is able to exchange your local currency to PLN. In some cases (proxy bank fees etc.), it may be advised to transfer a little more than PLN 250.

Account settings Personal forms Enrollment applications Payments Messages Notifications Clauses and consents Help

Payments

Remember to set priorities for your payments: [Set priorities](#)

On this page you can view a summary of financial operations on your IRK account. If the system has been configured to support payments in more than one currency, your payments will be divided into separate tables in regard to these currencies. Your account deposits have positive value in the *Amount* column, while charges have a negative value. If an application has not been paid on time or a refund has been made, the payment will be displayed with grey background and its amount will not be calculated into the sum that is displayed above the table.

Zloty (PLN) Sum: **-250.00 zł**

ID	Description	Status	Payment deadline	Amount
253261	Recruitment fee in "Doctoral School 2025/2026": • [SDNS] Doctoral School of Social Sciences <small>Created: 04.06.2025 11:18</small>	STATUS & DEADLINES	06.06.2025 23:59 13.06.2025 23:59	-250.00 zł

Your personal bank account for transfers:
University of Lodz
1240 (only for payments made in PLN currency)
Details for international bank transfer:
Recipient: The University of Lodz, 68 Narutowicza Str., 90-136 Lodz, Poland
Bank: Bank PEKAO S.A. II/o Lodz, 270 Piotrkowska Str., 90-361 Lodz, Poland
SWIFT/BIC: PKOPPLPW, IBAN: PL
The transfer can also be made through the fast payment system - the additional fee is PLN 1 (Autopay commission).

Quick payment: Autopay
Amount: 250,00 PLN [I pay](#)

You may have noticed that the Deadline section gives two dates.
The first one is the latest you can submit your transfer.
The other one is the latest when the portal automatically accepts your transfer it receives.

You do not have to be the owner of the bank account that your fees are transferred from – and that account does not need to be located in your home country. If it helps, you can pay from a proxy account that your bank suggests to you, or (on your own responsibility) let your friend or relative pay for you.

Please try and use international bank transfer with SWIFT and IBAN.

Your personal bank account for transfers:
University of Lodz
1240 (only for payments made in PLN currency)
Details for international bank transfer:
Recipient: The University of Lodz, 68 Narutowicza Str., 90-136 Lodz, Poland
Bank: Bank PEKAO S.A. II/o Lodz, 270 Piotrkowska Str., 90-361 Lodz, Poland
SWIFT/BIC: PKOPPLPW, IBAN: PL 1240

To form IBAN, please put "PL" in front of the underlined account number (your profile might not show that – we copied and pasted it on the above image to show you the way Polish IBANs are formed).
The account number has 26 characters, while Polish IBANs have 28. All you need to do is to add "PL".

WARNING – DO NOT USE THE “AUTOPAY” TOOL IN VAIN

If you already have a bank account based in Poland, you can use the [Autopay](#) fast payment option and log in to your online banking website (please note that the Autopay website runs in Polish).

Also, you may use this tool with Google Pay or Apple Pay if configured properly.

Otherwise, please be **warned against** using the last option of this tool (*dane do przelewu*) because it introduces an intermediate bank, slowing down the procedure rather than making it “quick”.

You can go back to your IRK account and find bank details for direct transfer, as previously explained.



Zmieniamy się w



Wybierz metodę płatności

BLIK for users of BLIK (Polish payment app)

Przelew internetowy use if you are a customer of one of 24 Polish banks (click to see list)

Dane do przelewu

Zleć przelew wykorzystując podane dane

DO NOT USE THIS OPTION !!!

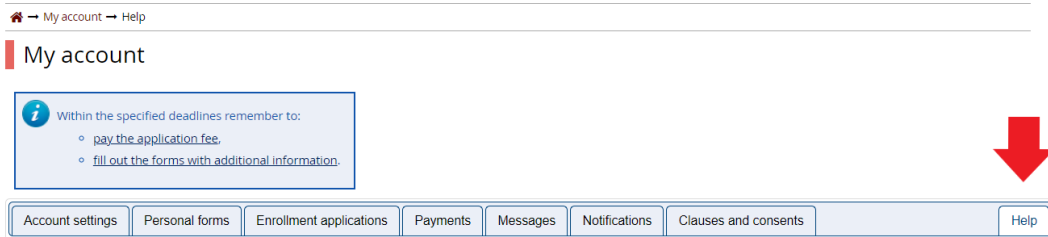
MAM KONTO W INNYM BANKU

Podaj adres e-mail

it gives you website owner's bank details (waste of time) – use your IRK details instead

WISH TO ASK US A QUESTION?

To send us a message, use Help tab in “My account” menu (to initiate contact) or respond to our messages under the “Messages” tab (if we already initiated contact with you)



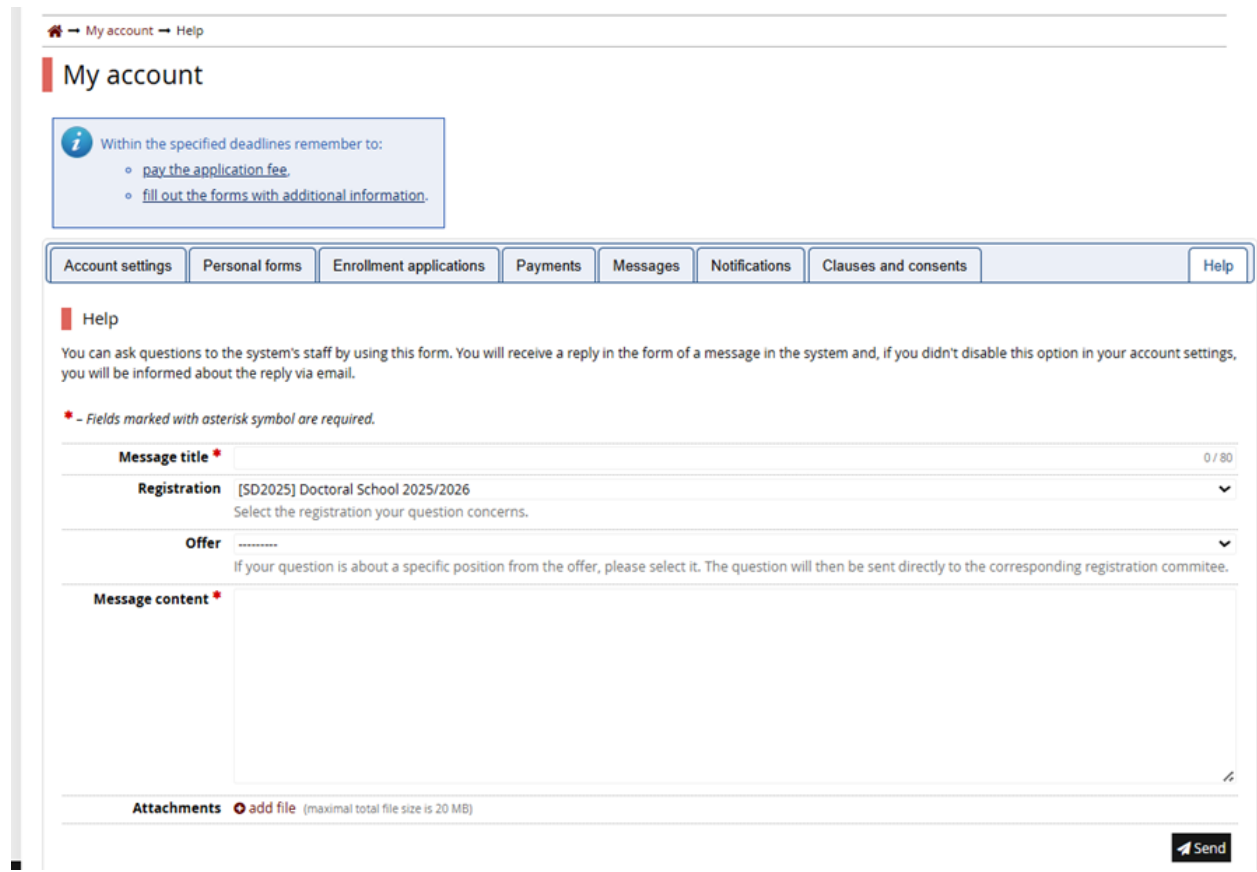
My account → Help

My account

Within the specified deadlines remember to:

- pay the application fee.
- fill out the forms with additional information.

Account settings | Personal forms | Enrollment applications | Payments | Messages | Notifications | Clauses and consents | **Help**



My account → Help

My account

Within the specified deadlines remember to:

- pay the application fee.
- fill out the forms with additional information.

Account settings | Personal forms | Enrollment applications | Payments | Messages | Notifications | Clauses and consents | Help

Help

You can ask questions to the system's staff by using this form. You will receive a reply in the form of a message in the system and, if you didn't disable this option in your account settings, you will be informed about the reply via email.


* - Fields marked with asterisk symbol are required.


Message title * 0 / 80

Registration [SD2025] Doctoral School 2025/2026 ▼
Select the registration your question concerns.

Offer ----- ▼
If your question is about a specific position from the offer, please select it. The question will then be sent directly to the corresponding registration committee.

Message content *

Attachments  add file (maximal total file size is 20 MB)



You can attach files up to 20 MB, especially if asked for images or documents there is no designated slot for, such as proof of payment

Open “My account” menu and find “Enrollment applications” tab where you can manage the content of your application. This is where you can resign (withdraw) from recruitment, check your fee status and be redirected to another tab where you should upload your documentation.

Please excuse the dated image below – all functions remain as usual

My account

Account settings | Personal forms | **Enrollment applications** | Payments | Messages | Notifications | Clauses and consents | Help

Enrollment applications

[SD2023] Doctoral School 2023/2024 (open)
Academic year 2023/2024

Description

[SDNS] Doctoral School of Social Sciences			
Phase 1 (✕ withdraw) 01.06.2023 - 13.06.2023 Qualification criteria	Recruitment fee 150.00 zł ○ pending → Payments	Qualification status --- The results will be visible: 14.07.2023 18:00	Decision ---
Document type: Foreign studies	Foreign diploma (for doctoral school) nr 67325 issued on 17.07.2017 by Babcock University		
Document type: Internal exams	Grade from academic credentials Score: ---		
Additional information	Language test ○ 1 point – the minimum score of 60% required to proceed has been achieved ○ 0 points – required score not achieved Score: ---		
	Certified knowledge of foreign languages Score: ---		
	Publications in the field of social sciences Score: ---		
	Participation in scientific conferences Score: ---		
	Participation in the implementation of scientific and research projects Score: ---		
	Other activity: popularization, organizing, community activities Score: ---		
	Initial outline of the doctoral dissertation Score: ---		
	Interview Score: ---		
Please provide additional information in order to complete registration.			
<input checked="" type="checkbox"/> 1. Necessary conditions for recruitment (filled out) <input checked="" type="checkbox"/> 2. Information about the candidate (filled out) <input checked="" type="checkbox"/> 4A. Other declarations (filled out) <input type="checkbox"/> Survey questions (not required) <input checked="" type="checkbox"/> 3. Scientific disciplines and affiliation (filled out) <input checked="" type="checkbox"/> 4. Language test (filled out) <input type="checkbox"/> 5. Documents (upload documents) (required)			
Documents and further steps			1-4 SURVEYS 5 UPLOAD YOUR DOCUMENTS GENERATE APPLICATION FORM

APPLIED BY MISTAKE OR WISH TO RESIGN?

FEE STATUS

Start at the very bottom of the page to generate Application Form (it contains both Polish and English). Then go back and click on step 5: Documents (upload documents). You will need the form you just generated and downloaded because it is the first file you are supposed to attach (see next page).

As soon as Documents tab opens up, you can upload your files. The first one is the Application Form you have just downloaded, the other one are required documents for the School you chose.

With the second slot, you should upload your Master’s and Bachelor’s degrees joined in one file (however, if you are after a direct/long-cycle programme, then your Master’s should be enough)

5. Documents (upload documents)

* - Fields marked with asterisk symbol are required.

APPLICATION FOR ADMISSION TO THE DOCTORAL SCHOOL *	<input type="button" value="Wybierz plik"/> Nie wybrano pliku	UPLOAD THE FORM YOU JUST DOWNLOADED
SCANNED DIPLOMA(S) / DEGREE CERTIFICATE(S) OR GRADE AVERAGE AND DECLARATION *	<input type="button" value="Wybierz plik"/> Nie wybrano pliku	with multiple certificates, please scan them in one file and add translation if possible. PUT YOUR BACHELOR'S AND MASTER'S CERTS. IN ONE FILE
DIPLOMA SUPPLEMENT / ACADEMIC TRANSCRIPT *	<input type="button" value="Wybierz plik"/> Nie wybrano pliku	
AN OUTLINE OF THE PROPOSED DOCTORAL DISSERTATION *	<input type="button" value="Wybierz plik"/> Nie wybrano pliku	"Wybierz plik" = choose file (from your computer)
DECLARATION OF THE DOCTORAL SUPERVISOR OR APPLICATION FOR THE APPOINTMENT OF THE DOCTORAL SUPERVISOR	<input type="button" value="Wybierz plik"/> Nie wybrano pliku	YOU NEED TEMPLATE FOR DECLARATION see explanations below

For "Declaration (of supervisor)" field use [this template](#) if you already know your who your supervisor is, or [that template](#) if you prefer that the School staff choose and appoint a supervisor for you.

CERTIFICATE OF DISABILITY	<input type="button" value="Wybierz plik"/> Nie wybrano pliku	STATEMENT about translation data change etc. (see Rules)
STATEMENT OF OBLIGATION FOR CANDIDATES	<input type="button" value="Wybierz plik"/> Nie wybrano pliku	
DOCUMENT OF LEGAL STAY IN	<input type="button" value="Wybierz plik"/> Nie wybrano pliku	

In the „Statement of Obligation” please use [Annex No. 2 to Recruitment Rules](#) as a template and, just like the Declaration, fill it out, sign, scan and upload. At any time, you can go back and read the recruitment rules, by going to the **Registration** menu, finding the name of your School on the list and clicking on it.

The rules are also available under “Qualification criteria” hyperlink in “Enrollment application” tab.

THANK YOU AND GOOD LUCK!